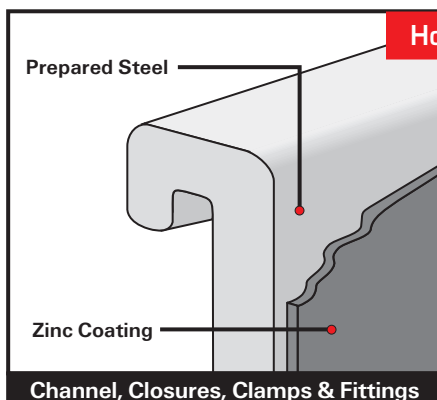


## Pregalvanized (PG)

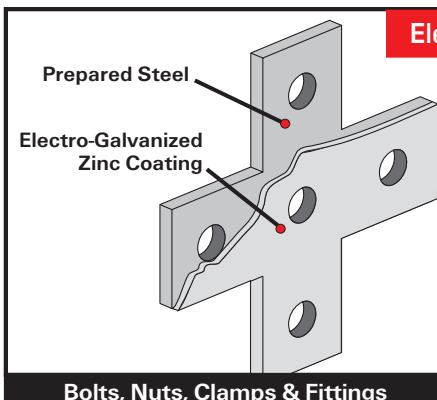
Material (steel strip) is coated with zinc by hot-dip process prior to roll-forming or press operations.

The zinc coating conforms to ASTM A653, Grade 90 General Requirement for Steel Sheet, Zinc-Coated (Galvanized) by Hot Dip Process.



## Hot-Dipped Galvanized (HG)

Material is coated with zinc after being roll-formed or after all manufacturing operations are completed, conforming to ASTM specification No. A123 or A153.

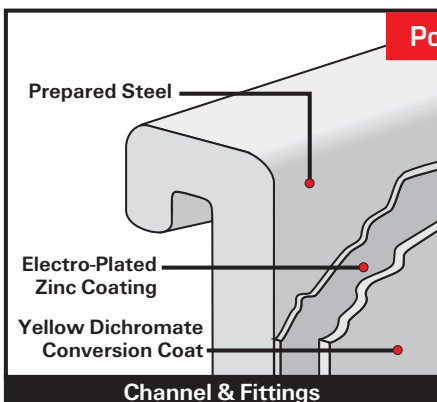


## Electro-Galvanized (EG)

Fittings and hardware are electrolytically coated with zinc to commercial standards (ASTM-B633 Type III C1).

SC1 (mild) has a Zinc coating of 0.2 and is recommended for dry indoor use. SC1 is the standard finish thickness.

SC3 (Severe) has a Zinc coating of 0.5 mill and is the standard finish thickness only on UL Listed raceway products.



## Power-Gold (ZD)

A Electro-galvanized zinc plate is applied with a cohesive molecular bond to the steel base metal, in compliance with the ASTM B633 standard. Yellow Dichromate is applied over the zinc and results in a gold appearance which acts as a nonporous barrier sealant.

SC1 (mild) has a Zinc coating of 0.2 and is recommended for dry indoor use. SC1 is the standard finish thickness

SC3 (Severe) has a Zinc coating of 0.5 mill and is the standard finish thickness only on UL Listed raceway products.

## ZINC COATING

Power-Strut products are available in four types of zinc coatings:

- Electroplated (EG)
- Pregalvanized (PG)
- Hot-Dipped Galvanized (HG)
- Yellow Dichromate (ZD)

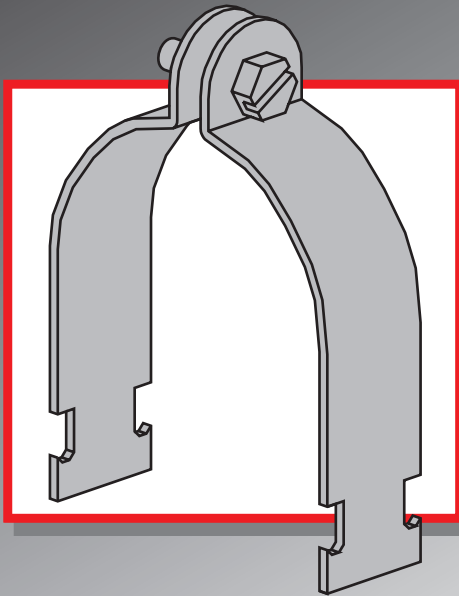
Zinc coatings offer two types of protection:

1. **Barrier:** The zinc coating protects the steel substrate from direct contact with the environment.
2. **Sacrificial:** The zinc coating will protect scratches, cut edges, etc. through an anodic sacrificial process.

The service life of zinc coating is directly related to the zinc coating thickness as shown below.

## COMPARISON OF ZINC GALVANIZED FINISHES

Finish	Zinc Thickness
Hot-Dipped Galvanized	2.6 MIL
Pregalvanized	0.75 MIL
Electro-Galvanized (SC1)	0.2 MIL
Electro-Galvanized (SC3)	0.5 MIL
Power-Gold (SC1)	0.2 MIL
Power-Gold (SC3)	0.5 MIL



## PIPE & CONDUIT CLAMPS

*Power-Strut pipe, conduit and O.D. tubing clamps are formed in punch press dies in a wide selection of sizes to meet every requirement.*

### MATERIAL:

Power-Strut pipe, conduit and O.D. tubing clamps are made on punch press dies from hot rolled, pickled and oiled steel which conforms to the ASTM A-1008, A-1011 SS, A-575 and A-576 standards. Select sizes of O.D. tubing clamps are available in stainless steel or aluminum.

### STANDARD FINISH:

All steel clamps are electro-galvanized. Select sizes of O.D. tubing clamps are available in copper plated finish. PVC coatings are available upon special request.

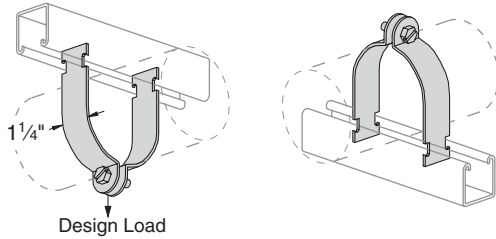
### ORDERING INFORMATION:

When ordering, add the length or size and finish to the part number. See pages 8-9 for finish abbreviations and an example.

### RECOMMENDED BOLT TORQUE:

Bolt Size	1/4"-20	5/16"-18	3/8"-16	1/2"-13	5/8"-11	3/4"-10
Rec. Torque Ft/Lbs	6	11	19	50	100	125
Max. Torque Ft/Lbs	7	15	25	70	125	135

## PS 1200 – O.D. Tubing Clamp



Please contact factory for sizes & finishes not shown.

**Note:** Additional Available Finishes  
SS - Stainless Steel  
CC - Copper Coated

O.D. Size	Stock Thickness	Hanging Load Rating/lbs.	Wt./100 pcs
1/4"	.060	400	8
3/8"			8
1/2"			9
5/8"			10
3/4"			11
7/8"			12
1"	.075	600	14
1 1/8"			15
1 1/4"			16
1 3/8"			17
1 1/2"			18
1 5/8"			19
1 3/4"	.105	800	29
1 7/8"			28
2"			31
2 1/8"			32
2 1/4"			33
2 3/8"			34
2 1/2"			35
2 5/8"			37
2 3/4"			38
2 7/8"			40
3"			41

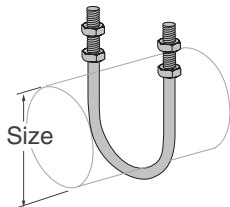
O.D. Size	Stock Thickness	Hanging Load Rating/lbs.	Wt./100 pcs
3 1/8"	.105	800	43
3 1/4"			45
3 3/8"			46
3 1/2"			47
3 5/8"			56
3 3/4"			58
3 7/8"	.125	1,000	60
4"			62
4 1/8"			62
4 1/4"			64
4 3/8"			66
4 1/2"			67
4 5/8"			70
4 3/4"			72
4 7/8"			73
5"			74
5 1/8"			76
5 1/4"			77
5 3/8"	.135	1,000	78
5 1/2"			79
5 5/8"			88
5 3/4"			90
5 7/8"			92

O.D. Size	Stock Thickness	Hanging Load Rating/lbs.	Wt./100 pcs
6"	.135	1,000	94
6 1/8"			96
6 1/4"			98
6 3/8"			99
6 1/2"			100
6 5/8"			102
6 3/4"			104
6 7/8"			106
7"			108
7 1/8"			110
7 1/4"			112
7 3/8"			114
7 1/2"			116
7 5/8"			117
7 3/4"			119
7 7/8"			121
8"			123
8 1/8"			125
8 1/4"			126
8 3/8"			128
8 1/2"			129
8 5/8"			130



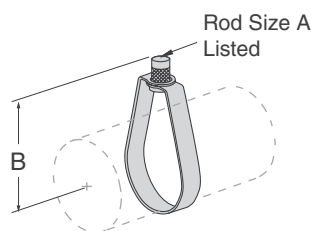
Pipe & Conduit Clamps

## PS 137 – Long Tangent “U” Bolt



Size	Wt./100 pcs
1/2"	21
3/4"	28
1"	29
1 1/4"	31
1 1/2"	33
2"	36
2 1/2"	78
3"	88
3 1/2"	94
4"	102

## PS 69 – E-Z Grip Hanger



Size	A Rod Size	B	Load Rating Lbs/650	Wt./100 pcs
1/2"	3/8"	2 1/4"	300	9
3/4"		2 5/16"		9
1"		2 7/16"		10
1 1/4"		2 5/8"		10
1 1/2"		2 3/4"		10
2"		3 1/4"		11
2 1/2"	1/2"	4"	525	25
3"		4 3/8"	600	27
4"		4 11/16"		48
5"	1/2"	5 5/16"	1000	53
6"		6 7/16"		100
7"		8"		100